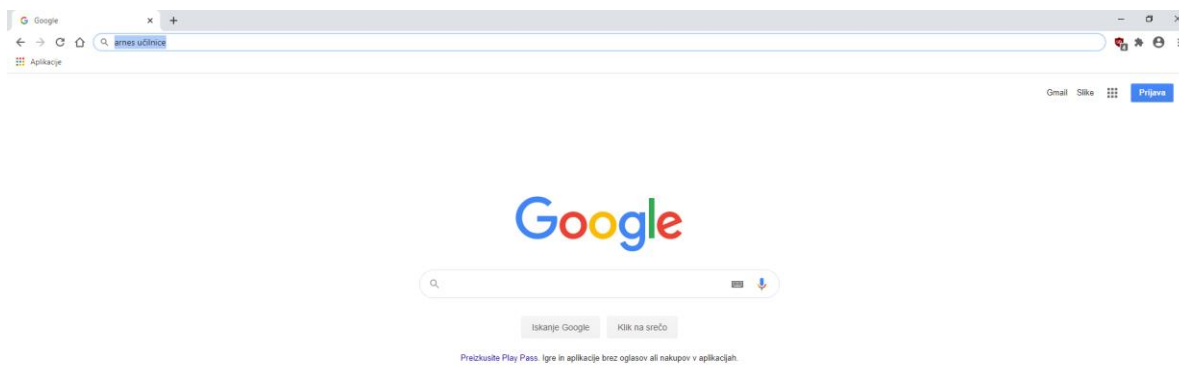


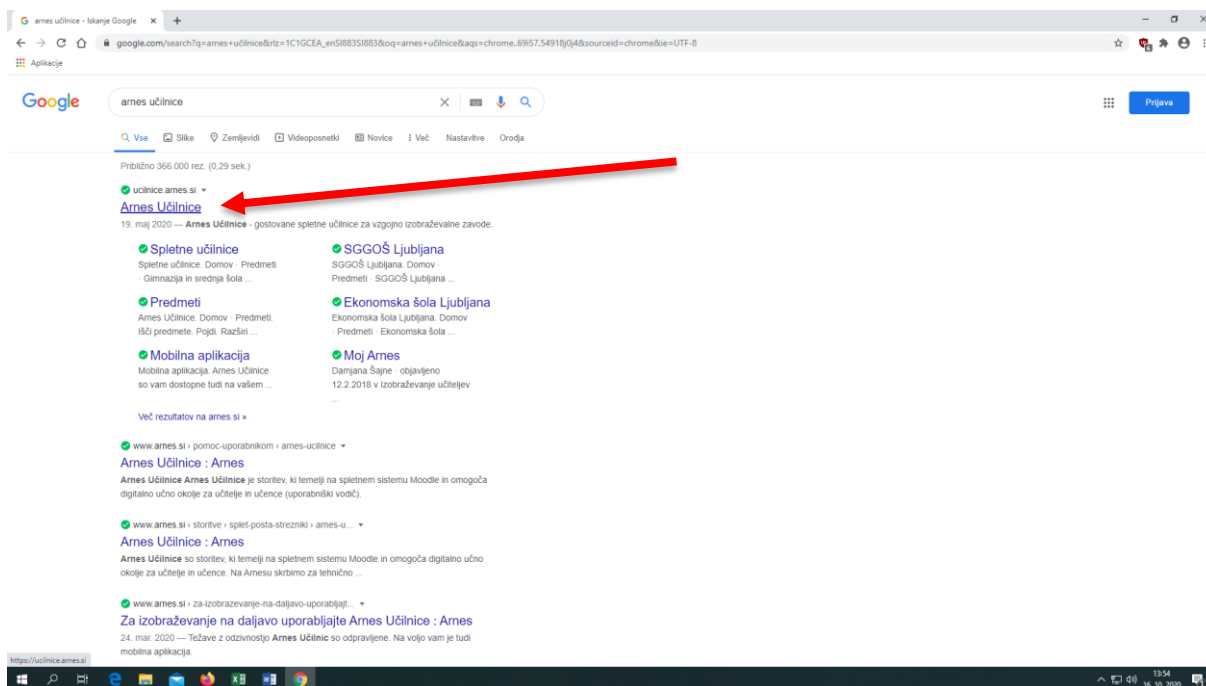


# Prijava v spletno učilnico Arnes z AAI identiteto:

1.) Odprite brskljalnik Chrome in vpišete »Arnes učilnice«. Pritisnite »enter«.



2.) Izberite Arnes učilnice





### 3.) Skrajno desno zgoraj kliknete na »prijava«

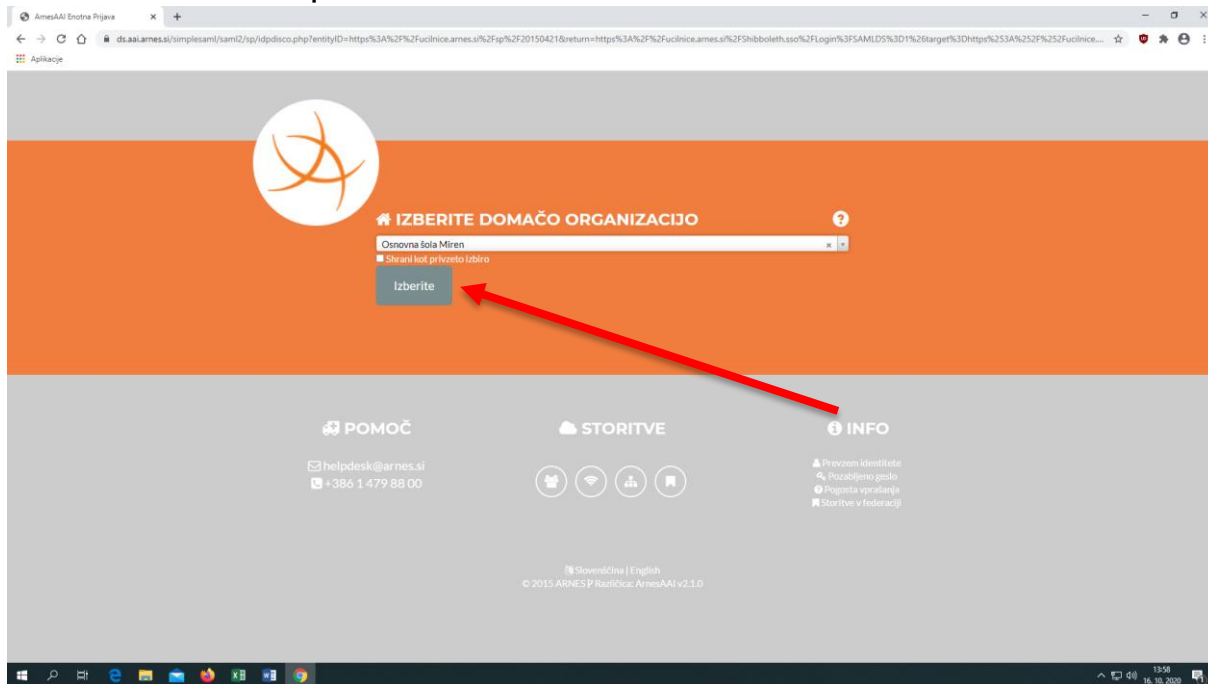
The screenshot shows the homepage of Arnes Učilnice. The page has a white background with a blue header. The header contains the site name 'Arnes Učilnice', navigation links for 'Video vodiči' and 'Slovenščina (sl)', and a user status indicator 'Niste prijavljeni (Prijava)'. A red arrow points to this link. Below the header is a section titled 'Arnes Učilnice' followed by 'Novice spletnega mesta'. The first news item is 'Videokonferenca na voljo v Učilnicah' by Martin Božič, dated 19. maj 2020, 19:39. The second is 'Navodila za uporabo Arnes Učilnic' by Damjana Sajne, dated 13. marec 2020, 15:10. Below the news are links for 'Splošna raba' and 'H5P vtičnik'.

### 4.) Odprite spustni seznam in vpišite Miren

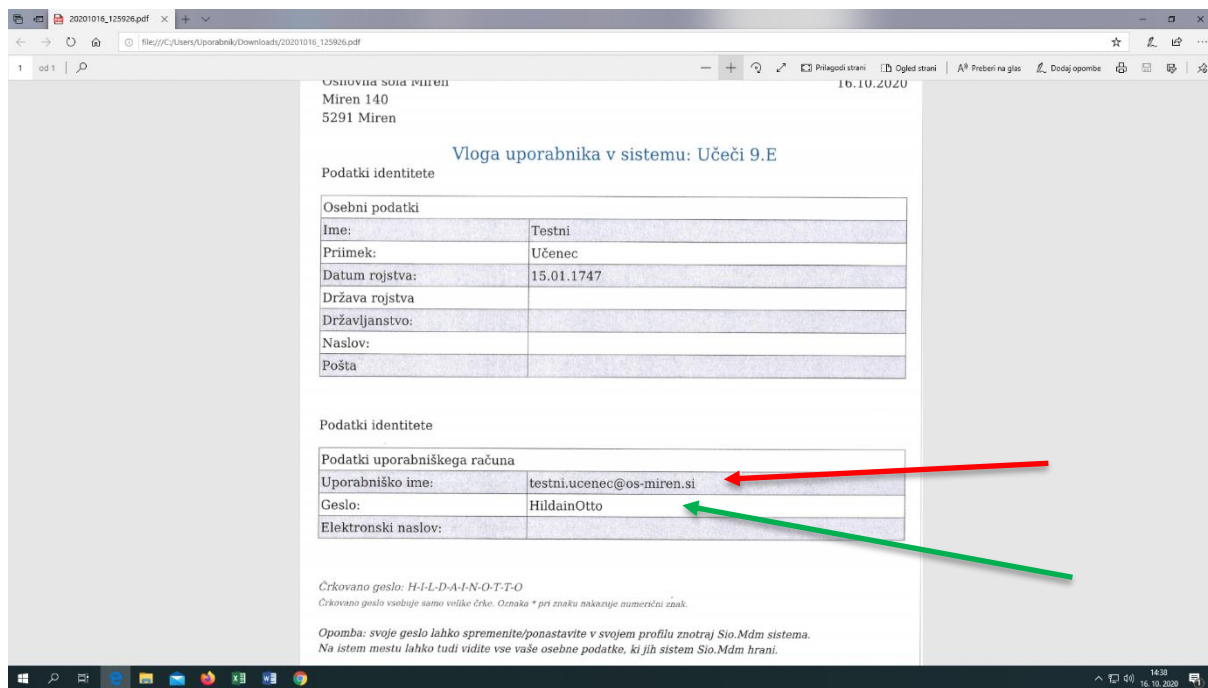
The screenshot shows the login page for Arnes AAI. The page has a white background with a blue header. The header contains the site name 'Arnes AAI Enotna Prijava' and a user status indicator 'Niste prijavljeni (Prijava)'. A red arrow points to the dropdown menu for selecting a home organization, with 'Osnovna šola Miren' selected. Below the header is a section titled 'IZBERITE DOMAČO ORGANIZACIJO' with a search bar and a list of organizations: 'Osnovna šola Miren', 'miren', and 'Osnovna šola Mircan'. Below this are three columns: 'POMOČ' with contact information, 'STORITVE' with icons for various services, and 'INFO' with links for login, password, and help. The footer contains the text '© 2015 ARNES P. Različice: ArnesAAI v2.1.0'.



5.) Označite Miren in pritisnite »izberite«



6.) Vpišite vaše uporabniško ime (AAI račun) in geslo





## 7.) Odprli se vam bodo predmeti, v katere ste vključeni:

The screenshot shows the 'Arnes Učilnice' web portal. The main content area is divided into several sections:

- Pregled predmeta:** A list of subjects with filters. Two subjects are visible: 'Irena Fili Računalništvo' and 'OŠ Miren SPLETNA ZBORNICA OŠ MIREN'.
- Pregled predmetov:** A list of subjects filtered by organization. Two subjects are visible: 'Računalništvo (Irena Fili)' and 'SPLETNA ZBORNICA OŠ MIREN (OŠ Miren)'.
- Predmeti, z nedavnim dostopom:** A list of recently accessed subjects.
- Zasebne datoteke:** A section for personal files, currently empty.
- Koledar:** A calendar for October 2020.
- Zadnje značke:** A section for recent tags, currently empty.
- Prihajajoči dogodki:** A section for upcoming events, currently empty.
- Časovnica:** A section for a timetable.

The left sidebar contains navigation options: Pregledna plošča, OŠ Miren, Koledar, Zasebne datoteke, Moji predmeti, OŠRačunalništvo, SZOŠM, and Uporabniški priročnik.